

ECO FORM

FORMWORK SOLUTION FOR LOW-RISE CONSTRUCTION

ECO FORM is a cost-effective Film Faced Plywood from TEKCOM for concrete shuttering. It offers standard surface performance and dimensional stability that are suitable for construction of up-to-15-storey buildings.

- Economical solution
- Standard concrete surface
- Meet the number of pours as planned



The mark of
responsible forestry

Wood Materials

Legally sourced plantation wood.

Bonding & Formaldehyde Emission (FE)

Class 2 | EN 636:2003

E1 | EN 717-2:1995

Panel Construction

Water Resistance bonding with cross-band outer veneer layers.

Panel density: $\geq 600\text{kg/m}^3$.

Panel Surface & Performance

130 grams/m² of black-brown phenolic surface film (PSF) on both sides.

Alkalinity resistance | AS 6669-2016

Good wear resistance (>300 revolutions on Taber test).

Standard Sizes

1,220 x 2,440 mm, 1,250 x 2,500 mm

Size tolerance (width/ length):

+/- 1.0 mm per meter.

Squareness tolerance:

+/- 1.0 mm per meter length of diagonal

Standard Thicknesses

12mm, 15mm, 17mm, 18mm, 21 mm,

Thickness tolerance: ref. EN 315:2000.

Origin

Made in Vietnam



Mechanical Properties

Min bending strength			
Parallel to the width of panel	N/mm ²	45	EN 310:1993
Parallel to the length of panel	N/mm ²	30	
Mean modulus of elasticity			
Parallel to the width of panel	N/mm ²	4,500	EN 310:1993
Parallel to the length of panel	N/mm ²	3,000	

Edge Color

Edges of ECO FORM panel are painted brown.

Packaging

Panels are packed in crates with metal/ plastic straps, suitable for loading/ unloading by forklifts.

Thickness	Crates per container (*)	Cubic meter per container	Maximum net weight
12 mm	14	40	28.50 metric tons (**)
15 mm	14		
17 mm	14		
18 mm	14		

(*) TEKCOM always loads the materials in 40'HC containers (FCL).
 (**) In case of different regulation, payload shall be adjusted accordingly.

Pouring Number

ECO FORM is designed for use up to 7 times (2 sides, whole piece).

However, the actual number will also be affected by different factors such as storage conditions, construction methods, concrete components, as well as types of concrete and additives used during construction.

Suitability For Use And Warranty

Nothing herein constitutes a warranty expressed or implied, including any warranty of merchantability of fitness for use, nor is protection from any law or patent to be inferred.

The exclusive remedy for all claims is replacement of materials. Contact the sales office for a copy of complete TEKCOM Terms and Conditions of Sale.

Other Conformities & Compliances

In case FSC certificate or others are required, contact our Sales team for further information.

Warnings

This product will generate wood dust from sawing, sanding, or shaping.


Material safety data sheets are available upon request.

Good Site Practices



Appropriate Conditions of Storage

Store panels in a dry, clean, well-ventilated, roofed area. Avoid extreme temperature and moisture. Panels must not be placed in contact with the ground. Separate crates from each other with clean, dry and strong spacers of uniform thickness, suitable for loading/unloading by forklifts.




Standard Tools

Panels should be cut, shaped and drilled by using standard wood-working tools. Recommended blade diameter ~ 350 mm, thickness ~ 3.5 mm, number of teeth > 100, and rotational speed 3,000 - 3,600 rpm.




Edges & Holes Sealing

Seal resulting raw edges, holes, and all damaged areas with appropriate water-resistant/ proof paint.



Avoidance of Falls or Drops

Workers at site need to handle (carry, install, remove, etc.) panels properly and do not drop or let them fall from high levels or directly hit other materials or the ground.



Application of Release Agent.

Even though the PSF overlay contains a certain amount of release agent, it is necessary that panels should be coated with suitably approved oil to ensure a cleaner and easier striking, as well as reuse.



Reverse Side Fastening

Panels should be fastened to formwork support components from the reverse side with screws. Shank nails are not recommended.



Cleaning after Use

Formwork plywood panels should be cleaned with water after use to remove concrete residues and other sticking materials on their surface. Suitable care is required to avoid damaging panels.

TEKCOM CORPORATION

Head Office (BD1 Factory):

Lot M1-M2-M7-M8, N2-N3 Street,
 Nam Tan Uyen Expansion IP, Hoi Nghia Hamlet,
 Tan Uyen Town, Binh Duong Province, Vietnam.

HCM Office:

11th Floor, Centre Point Building, 106 Nguyen Van Troi St.,
 Ward 8, Phu Nhuan Dist., HCMC, Vietnam.

www.tekcom.vn | info@tekcom.vn | (+84) 977 668 000